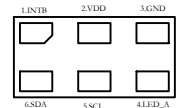
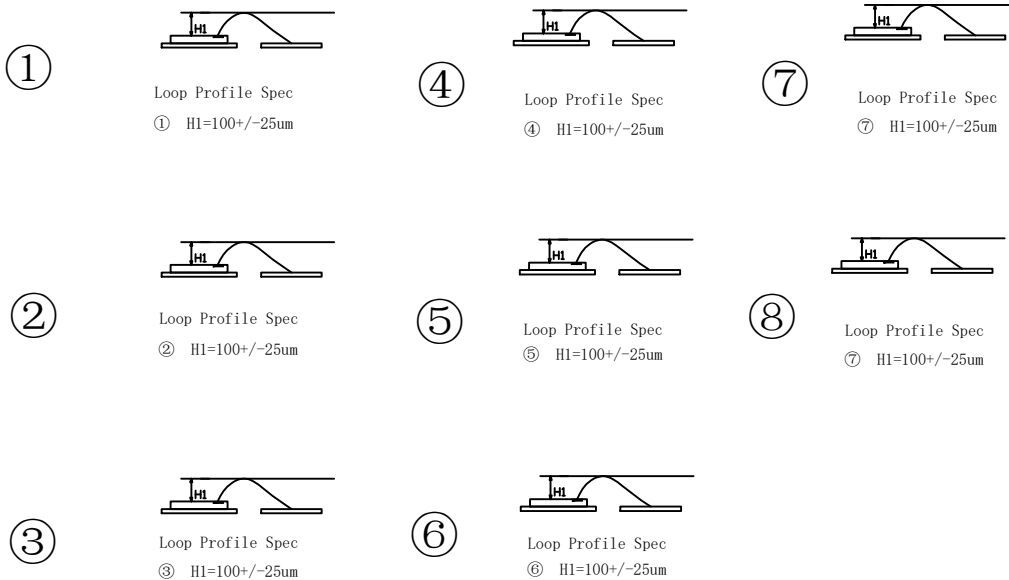
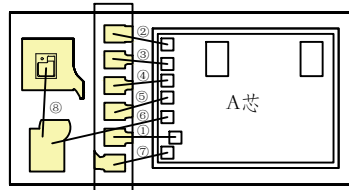

 池州华宇电子科技股份有限公司 CHI ZHOU HISEMI ELECTRONICS TECHNOLOGY CO.,LTD 焊线图纸 Bonding Diagram				客户代码 Customer No.	线图号 Drawing No.	HY-PX- -002 A	页码 Page 3/6
				产品名称 Product Type	封装外型 PKG Type	LGA6L(2.0X1.0X0.5-P0.725)	
焊线种类 Wire Type	焊线直径(μm) Wire Diameter	焊线根数 NO. of wire	焊线总长(μm) Total wire length	最长线长(μm) Longest wire length	最短线长(μm) Shortest wire length	塑封料型号(绿色环保) Compound Type (Green)	基板编码 Substrate No.
金丝 Au		8				首选(Preferred): NT-324H 备选(Optional):	
客户图号 Customer drawing NO.							

wire bonding layout:
 线弧模式: BBOS
 先打①号线弧!
 unit: mm

样品验证, 禁止量产!



底部示意图

框架传送方向(键合): L/F Direction (WB):	实物图: Chip photo:	特殊说明 Special Instructions:
		WB注意: 数字为不打线pad点个数。

说明 Instructions	粘片胶类型 epoxy type	芯片名称 Die name	芯片尺寸 Die Size	最小焊盘尺寸 Min BPO (μm ²)	最小焊盘间距 Min BPP(μm)	铝垫厚度(μm) Pad Thickness	焊盘下是否有电路 Circuit under Pad	划片道宽度 Street line (μm)	晶圆尺寸 Wafer Size	是否激光切割 If Laser?	减薄厚度 (μm) Wafer Thickness
A芯: DIE A	绝缘胶 DAF (Non-conductive) HR-5104										
B芯: DIE B	导电胶 (conductivity) CT220										
C芯: DIE C											
拟制 Prepared by		制图日期 Create Date	2025/4/24		生效日期 Effective Date			客户确认签字/盖章: Customer Signature			
研发审核 R&d check		产品工程审核 Product engineering check			批准 Approved by						

*温馨提示: 图纸为产品下线生产的唯一依据, 请您认真确认, 我司依据您回签后的图纸生产, 如图纸错误会产生不可估量损失, 谢谢!
 *warm tips: the drawing is the only basis for the production of the product. Please confirm it carefully. Our company will produce the drawings according to the drawings you have signed back, such as drawing mistakes, which will produce inestimable loss. Thank you